

WEBROOT
SecureAnywhere® Business Endpoint Protection

ACTION REQUIRED FOR MAC® ENDPOINTS

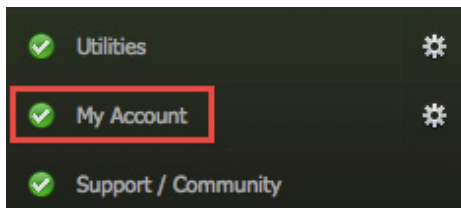
Apple has announced plans to release their newest Mac operating system, macOS™ Sierra, to the public on Tuesday, September 20th. To ensure continued protection, it is critical that the Webroot SecureAnywhere® software be updated to the [9.0.2.45 agent](#) version or later before upgrading to this new operating system.

Software agent versions below 9.0.2.45 will not update or operate correctly on macOS Sierra. Once you have updated Webroot SecureAnywhere Business Endpoint Protection accordingly, you may upgrade to macOS Sierra as normal.

Our support teams are available to assist in any configuration or deployment questions that may arise during this process.

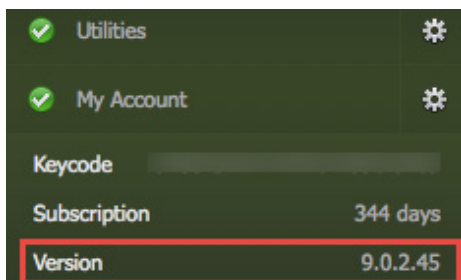
Check the agent version:

1. Open the SecureAnywhere agent for Mac and double-click My Account in the lower right corner.



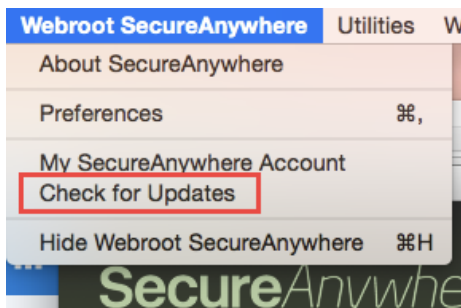
The My Account area expands to display your keycode, days remaining in your subscription, and your version number.

2. Check your version number. If it is 9.0.2.45 or later, then no further action is necessary.



If the version number is EARLIER than 9.0.2.45:

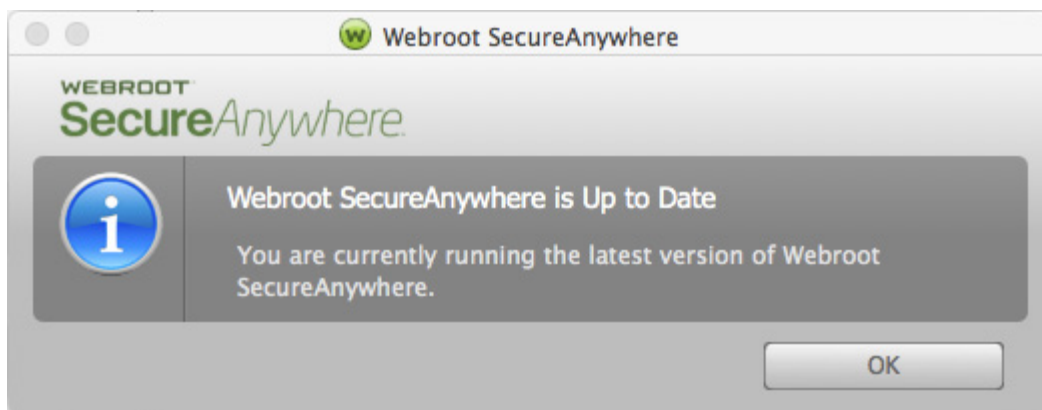
1. Open the agent, then use the Webroot SecureAnywhere drop-down menu to select Check for Updates.



2. When the Software Update window appears, click Update Now.



3. Once the update completes successfully, the system displays the message:



In the event that the update is unsuccessful, you will need to uninstall and reinstall Webroot SecureAnywhere Business Endpoint Protection for Mac. For assistance, please contact the Webroot support team.

- END -